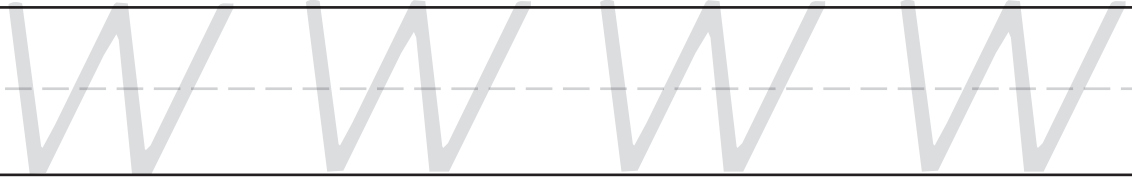


Artemus and the alphabet / Letter Recognition

Name _____

Letter Recognition: Ww. Show the children the capital **W**, and the small **w**. Then have them 1.) trace the gray letterforms with a pencil or crayon and 2.) circle the capital **W**'s and small **w**'s in the bottom rows.

W



w



W

W

K

W

J

T

W

W

F

T

W

S

w

w

g

w

i

k

w


w

j

s

e

w



Artemus and the alphabet / Letter Recognition

Name _____

Letter Recognition: Xx. Show the children the capital X, and the small x.
Then have them 1.) trace the gray letterforms with a pencil or crayon and 2.) circle the capital X's and small x's in the bottom rows.

X

X X X X X

x

x x x x x

X

X

W

K

X

L

X

H

X

X

T

A

x

m

j

x

x

z

x


x

y

v

x

r



Artemus and the alphabet / Letter Recognition

Name _____

Letter Recognition: Yy. Show the children the capital Y, and the small y.
Then have them 1.) trace the gray letterforms with a pencil or crayon and 2.) circle the capital Y's and small y's in the bottom rows.

Y y y y y


y y y y y

Y W Y Z J Y

Y Y Y N K Y

y y w x y i

y f y k y t



Artemus and the alphabet / Letter Recognition

Name _____

Letter Recognition: Zz. Show the children the capital **Z**, and the small **z**. Then have them 1.) trace the gray letterforms with a pencil or crayon and 2.) circle the capital **Z**'s and small **z**'s in the bottom rows.

Z

Z Z Z Z Z

z

z z z z z

Z

S

Z

R

Z

P

Z

Z

C

N

Z

L

z

e

z

x

s

z

z

k

z

z

w

t