



Name _____

Letter Recognition: Ww Show the children the letter **Ww** and demonstrate the sound of the letter **W**, (as in window). Starting with the small window have the children "read" across from left to right and circle all the letter **W**'s in each row. Then color the window, wagon and watermelon.



Ww




Ww Vv Rr Nn



Vv Mm Ww LI



Yy Ww Kk Zz




Name _____

Letter Recognition: Xx Show the children the letter **Xx** and demonstrate the sound of the letter **X**, (as in x-ray). Starting with the small **x-ray** have the children "read" across from left to right and circle all the letter **X**'s in each row. Then color the **x-ray**, **ax** and **ox**.



Xx

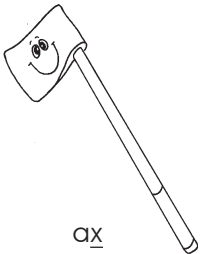


Kk

Vv

Xx

Hh




ax

Xx

Aa

Ww

Ss




ox

Nn

Xx


Ee

Zz

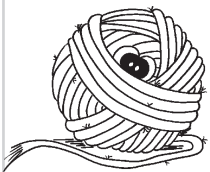


Name _____

Letter Recognition: Yy Show the children the letter **Yy** and demonstrate the sound of the letter **Y**, (as in yarn). Starting with the small ball of yarn have the children "read" across from left to right and circle all the letter **Y**'s in each row. Then color the yarn, yo-yo and the girl yawning.



Yy




Kk

Vv

Rr

Yy



Vv

Jj

Yy

Ll




Yy

Xx

Aa

Ee



Name _____

Letter Recognition: Zz Show the children the letter **Zz** and demonstrate the sound of the letter **Z**, (as in zoo). Starting with the small zoo have the children "read" across from left to right and circle all the letter **Z**'s in each row. Then color the zoo, zipper and zebra.

Zz

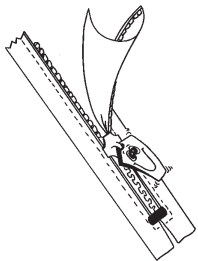


Kk

Vv

Xx

Zz




Zz

Dd

Ss

Tt



Yy

Zz

Pp

Zz